

Exercise 1

EASY OK

HARD

INTERESTING

BORING

Time Completed:

Comments:

This is the introductory geometry principle of dot. Ask your child to use different colors and trace the dots in each object on the picture.



Exercise 2

EASY OK

HARD




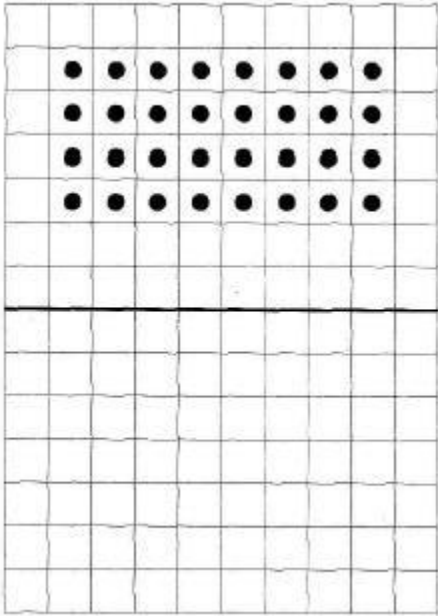
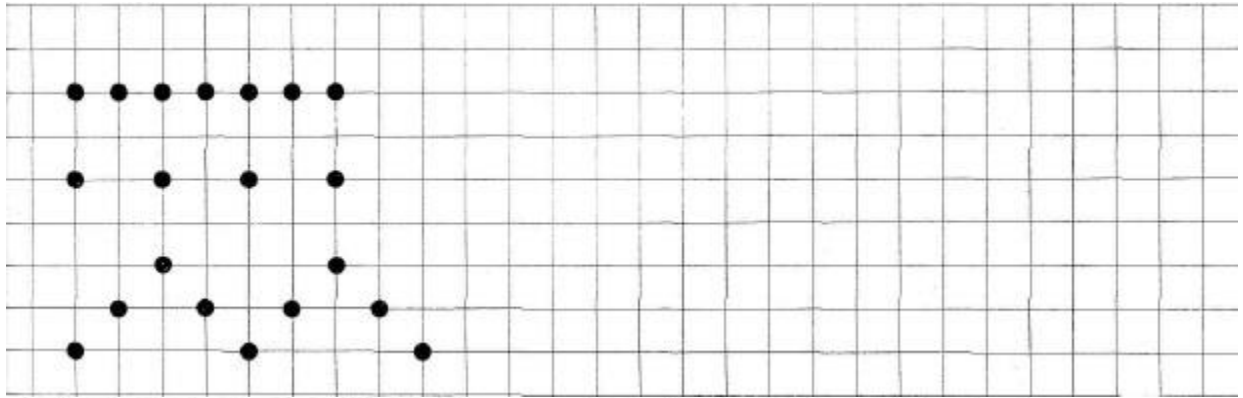
INTERESTING

BORING

Time Completed:

Comments:

Repeat the dot pattern.



Exercise 3

EASY OK

HARD



INTERESTING

BORING

Time Completed:

Comments:

Cross out what does not belong. Can you name a group? Color only the objects that belong to this group. Can you think of any other things that might belong to the same group?



Exercise 4.

EASY OK

HARD



INTERESTING



BORING

Time Completed:

Comments:

Color only the pictures with objects that look ok to you. Be careful.





Exercise 4. EASY OK HARD

INTERESTING

BORING

Time Completed:

Comments:

Color toys in red, kitchenware in yellow, and clothing in green.



Exercise

EAS O

HAR

INTERESTIN

BORIN

Time

Exercise 5. EASY

OK

Comment
HARD

INTERESTING

BORING

Time Completed:

Comments:

Memorize and try to do it with fingerplay. It is essential for child's fine motor skills, coordination, early reading, math rhythm and much more.

FIVE LITTLE FISHES

Five little fishes swimming in a pool (wiggle five fingers)

First one said, "The pool is cool." (one finger up) (wrap arms around body)

Second one said, "The pool is deep." (two fingers up) (hands measure deep)

Third one said, "I want to sleep." (three fingers up) (rest head on hands)

Fourth one said, "Let's dive and dip." (four fingers up) (hand dives and dips)

Fifth one said, "I spy a ship." (five fingers up) (peer out under hand)

Fisherman's boat comes (fingers form V and move away from body)

Line goes ker-splash (pantomime throwing fishing line)

Away the five little fishes dash (wiggle five fingers away)


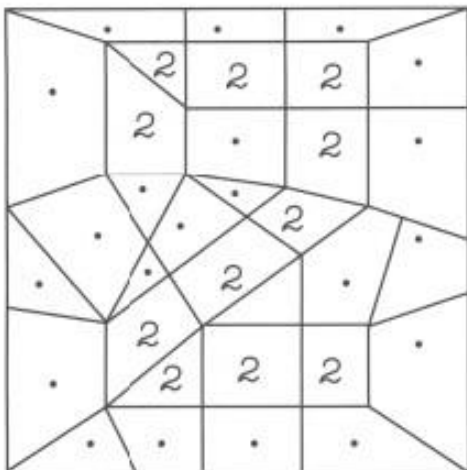
Exercise EASY OK

HARD

INTERESTING

BORING

Learn number 2. Trace. Discuss a concept of a pair. Color number 2 in your favorite color.



Exercise

EAS O

HAR

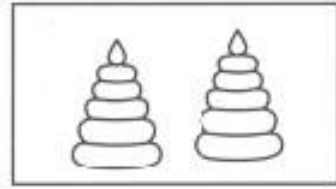

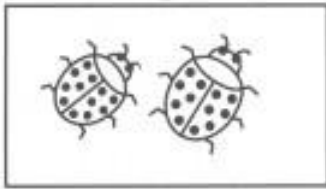
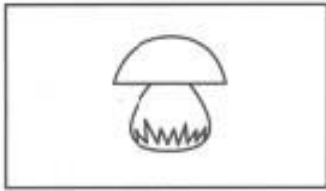
INTERESTIN

BORIN

Time

Comment

Under each picture write the number "1"(stick) for one object and number "2" (or 2 sticks) in the circle.



Exercise

EASY

OK

HARD

INTERESTING

BORING

What does not belong in each picture -please help a little bird!



Exercise

EAS

O

HAR

INTERESTIN

BORIN

Time

Comment

Exercise 6. EASY

OK

HARD

INTERESTING

BORING

Connect by a line-put all the berries into basket, all the fruits in the pale and all the vegetables in the box.
Color your favorite food.

