


Lesson#21

Exercise 1. Connect the numbers with the matching pictures.



Exercise 2. Pair up the objects (connect them by a line) and explain your choice.



Exercise 3.

Color only 1 block in the same color



Color 2 blocks in the same color




Color 3 blocks in the same color

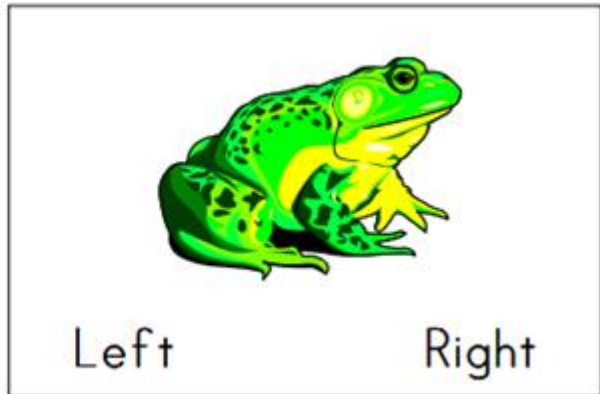
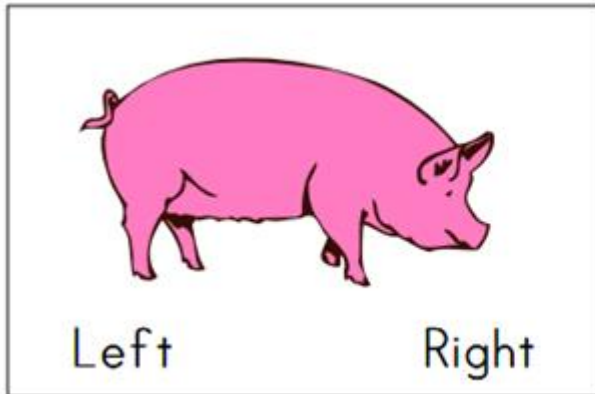

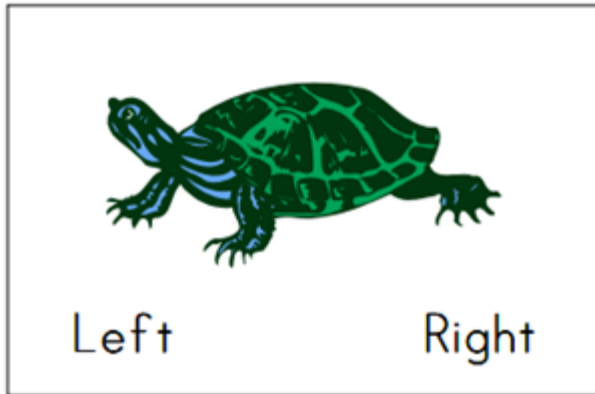




Exercise 4.

Fine -motor skills. Practice tracing different types of lines.



Exercise 5. Circle the direction each animal is facing: LEFT or RIGHT





Exercise 6.

Name the colors




Find shapes of the same color and connect them by a line



Find the fruits if the same color and circle them.



Exercise 7. Color frog's LEFT and RIGHT hands in red and blue accordingly.



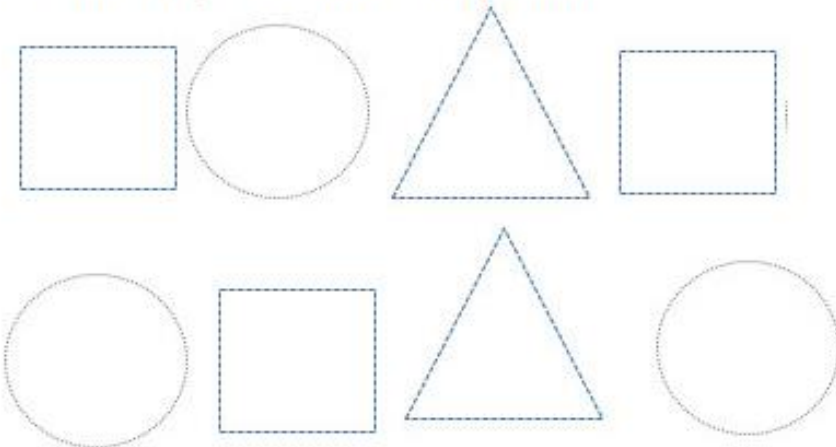
Exercise 8. Picture story time

Who is on the picture? Let your child describe as many details as possible using adjective, describing the look, the clothing, emotions and actions. Please the numbers according to the order of the story.



Exercise 9.

Trace the shapes and continue the pattern



Exercise 10.

Find at least 5 differences between the two pictures

