

Lesson #24

Exercise 1.



5

4 ✓

3



2

3

1



7

6

5



4

3

2



8

7

9



6

7

5



11

10

9



5

7

6



10

9

8



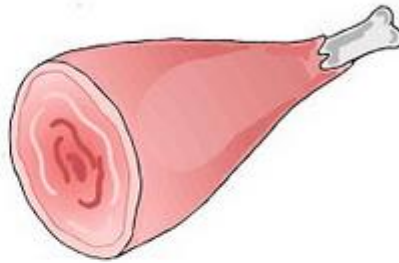
4

2

1


Exercise 2.

Find the matching pair. What makes you think so?




Exercise 3.

Look at the pictures of the fruit in the boxes BELOW. Circle the fruit that is ABOVE the others. Draw an X over the fruit that is BELOW the others.




Exercise 4.

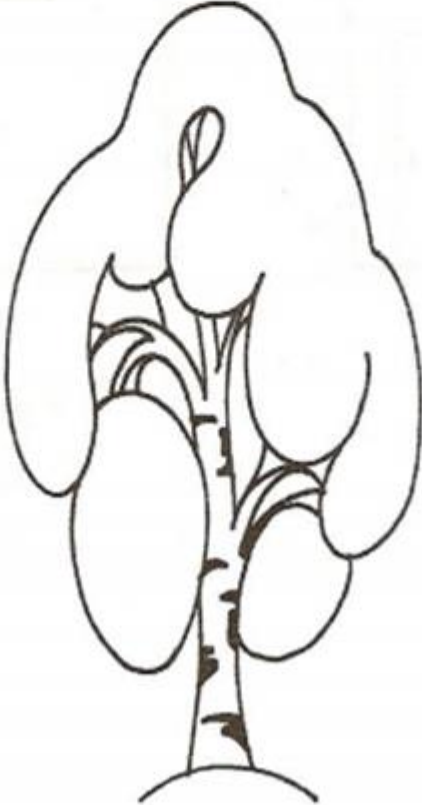
Count how many animals are Inside the bus? How many animals are outside? Which direction is the bus heading to: Left or Right? Let's practice ordinal numbers and describe who is sitting in the first seat? Second? Third? Forth? Who seats in the middle of the bus? Who seats in between the bear and the coala bear?




Exercise 5. Practice drawing lines



Exercise 6. What does not belong here? Why?




Exercise 7. Help to patch a dress.



Exercise 8.

Find a pair of matching roosters and connect them by a line. When you are drawing with your pencil, try not to touch other rooster by a line.

How many roosters are looking to the LEFT? How many roosters are looking to the RIGHT?



Exercise 9. Bear Color Matching & Memory Game.
Cut out bears on both pages and mix them up. Find the matching color bears.

