

Homework

- 1 In your notebook, solve the equations and check the answer. Copy your answers here. Make drawings if needed.

$$162 + x = 209$$

$$x = \underline{\hspace{2cm}}$$

$$x + 700 = 801$$

$$x = \underline{\hspace{2cm}}$$

$$x - 92 = 34$$

$$x = \underline{\hspace{2cm}}$$

- 2 Open up the parentheses:

$$123 - (12 + 15) =$$

$$218 - (b - c) =$$

$$n + (a + b + c) =$$

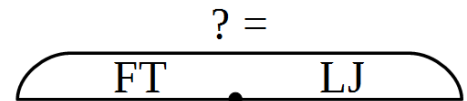
$$145 - (s + w - 18) =$$

$$65 + (45 - 17) =$$

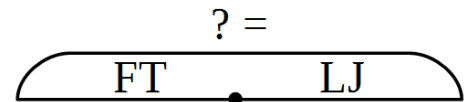
$$170 - (80 - a) =$$

- 3 Solve the word problems:

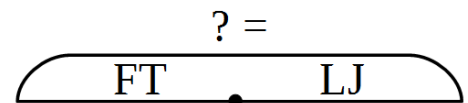
Foxy Tail went into an orchard garden and picked **D** apples. Little Joe picked **K** apples. How many apples did they pick together?



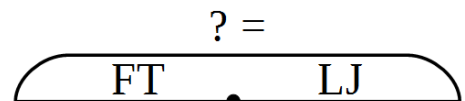
Foxy Tail went into an orchard garden and picked **M** apples. Little Joe picked **B** apples more than Foxy Tail did. How many apples did they pick together?



Foxy Tail went into an orchard garden and picked **C** apples. This is **R** apples more than Little Joe picked. How many apples did they pick together?



Little Joe and Foxy Tail picked **P** apples together. Little Joe picked **L** apples. How many apples did Foxy Tail pick?



4

Compare if possible using $>$, $<$, or $=$.

$6 \times 2 \square 6 : 2$

$c \times 2 + c \square c \times 3$

$5 \times 2 \square 5 + 2$

$7 \times 3 \square 6 + 6 + 6$

$y \times 4 + y \times 2 \square y \times 5$

$q \times 2 \square q : 2$

$6 : 3 \square 6 : 2$

$24 : 6 \square 24 : 4$

$t : 2 \square t : 3$

5

Calculate with 2-digit numbers:

$X5 - X3 =$

X5
- X3

$7Q - 2Q =$

7Q
- 2Q

$4B + 30 =$

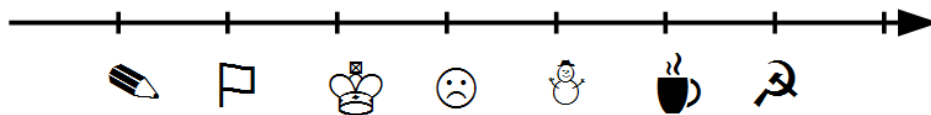
--

$E3 + 1 =$

--

6

Calculate with 2-digit wild numbers using the wild number line:



$\text{pencil} 5 + 1 =$

5
+ 1

$\text{pencil} 5 + 10 =$

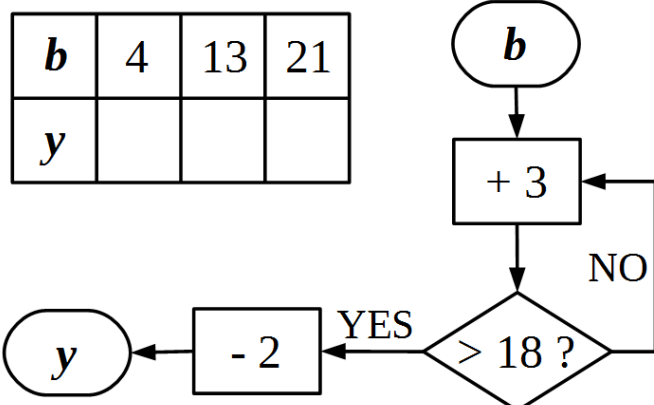
5
+ 10

$\text{flag} + 1 =$

--

7

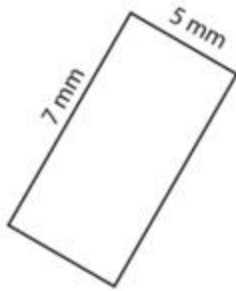
Perform the calculations according to the algorithm:



8


Find the area and perimeter of each rectangle.

1)




Area : _____
Perimeter : _____

2)



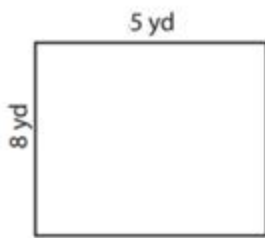
Area : _____
Perimeter : _____

3)



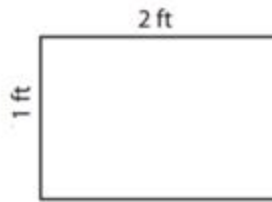
Area : _____
Perimeter : _____

4)



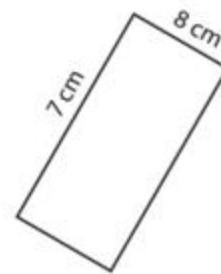
Area : _____
Perimeter : _____

5)



Area : _____
Perimeter : _____

6)



Area : _____
Perimeter : _____

9

The schematic drawings encode instructions for the colors and arrangements of the shapes. Try to identify which shapes lay on top of which and color them accordingly.

