


Math Enrichment 4-5


Home Work 5

Problem 1

Look at the picture. Help each squirrel get just ONE nut (connect each squirrel with a nut by drawing a line). Are there enough nuts for all the squirrels? Are there more nuts or squirrels? Circle.

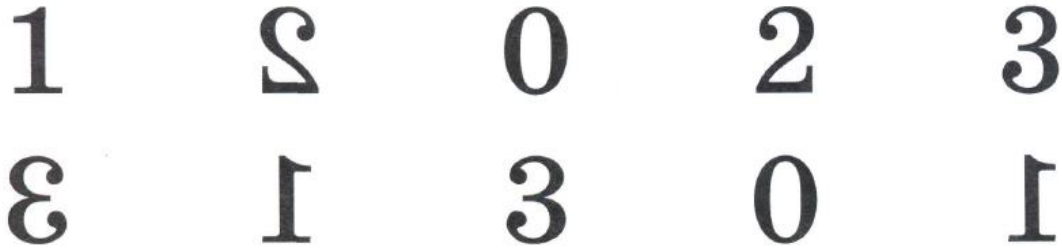


Problem 2 Birds are building their nests. Draw for each bird one stick on the left. The number of sticks should be equal to the number of birds.

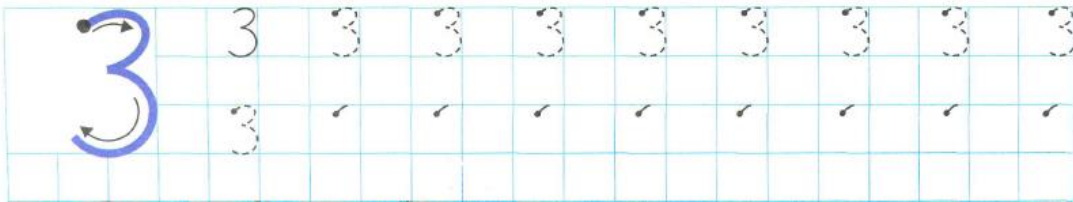


Problem 3

Find out what is wrong with the numbers. With red pencil cross out all the numbers that are written wrong. Search for the correct numbers 0,1,2,3 and circle them.




Trace 3 and finish the pattern.




Problem 4

Count how many fruits on each plate. Color in the numbers so that they were the same color as the fruit.




Problem 5

First draw a straight line with your parent and then try on your own. Try not to lift your pencil while you trace the lines.



Help our sun shine by adding sun rays. Try not to lift your pencil when drawing a line.




Help a dog get to his yummy bone.

Draw a line without lifting the pencil and so that it was in the middle of the two lines.

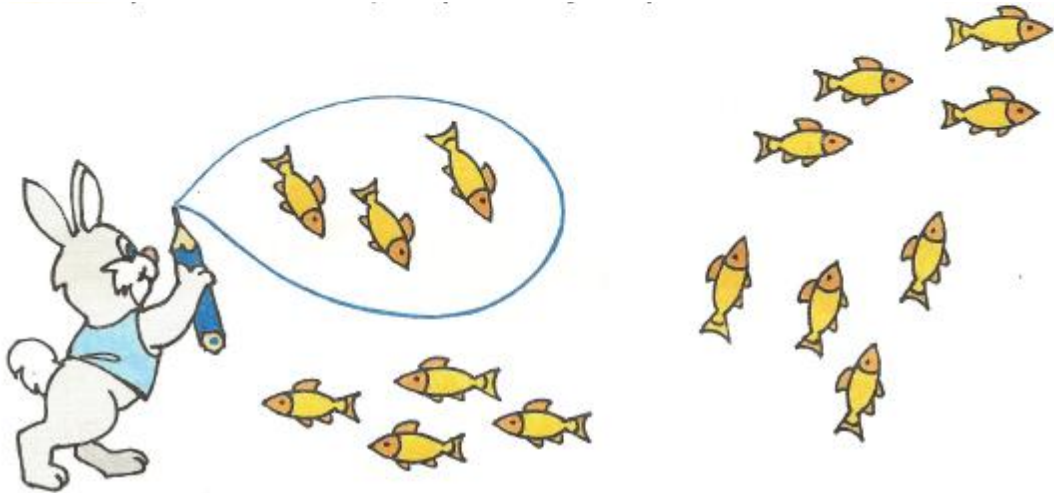


Problem 6

There is a blue jar with honey on the RIGHT side of the bear and a red jar with honey to the LEFT. Color the jars.




The bunny has circled blue fish that are swimming DOWN. Please circle all of the fish that are swimming UP.



Problem 7

Color in all the flowers that are facing RIGHT in red, and LEFT in yellow.



Problem 8

Color in the picture. Try to stay within the lines. Bring it in for next class and we will have an exhibition.

