








Math Enrichment 4-5

Home Work 18

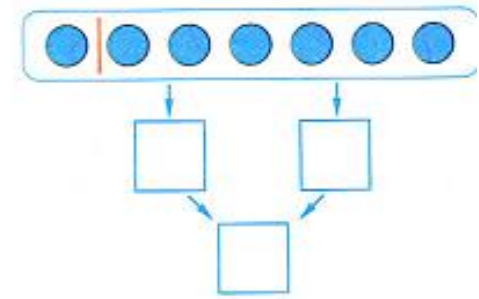
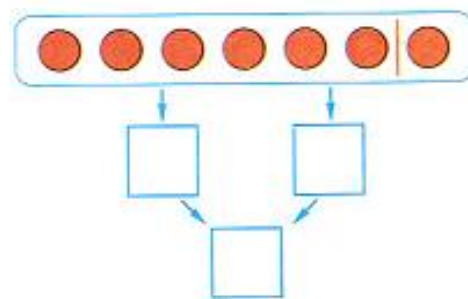
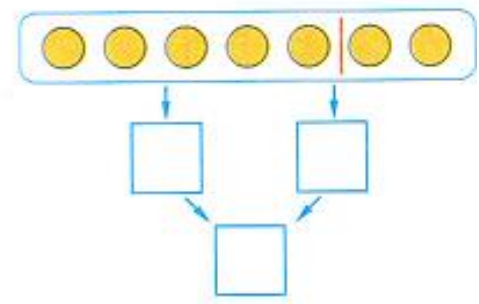
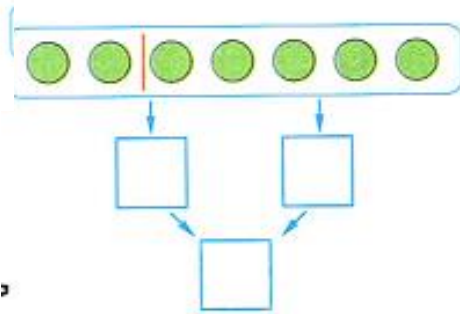
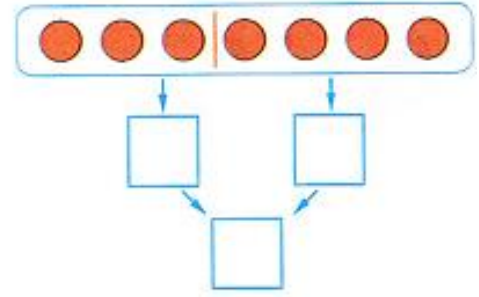
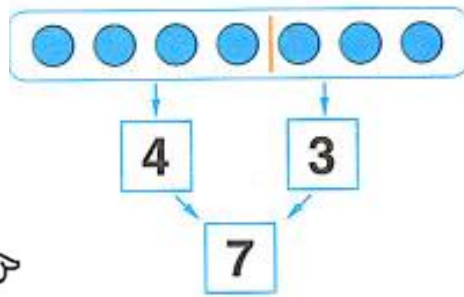
Problem 1 Either draw more objects or cross out extras to match each number in the circles. Connect the pictures with the same number of the objects.

 <p>3</p>	 <p>5</p>	 <p>1</p>
 <p>2</p>	 <p>3</p>	 <p>4</p>

Gather all the nuts in groups of 7. How many groups did you get?




Problem 2 Write numbers in the boxes like Bunny did.



Problem 3 Task for parents.

By using different size merger spoons find out what numbers are hiding in the water container. Use big merge spoons first and then small ones to find the volume. Explain the result to your child

Problem 4 Finish the pattern.

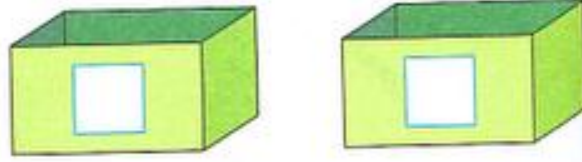


Problem 5

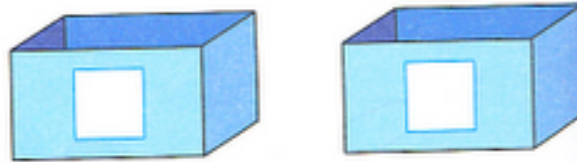
Teddy Bear has 7 buttons.




Write how many buttons with the same color he can put into each box.



Write how many buttons with the same size he can put into each box.




Write how many buttons that have the same shape can be put into each box.



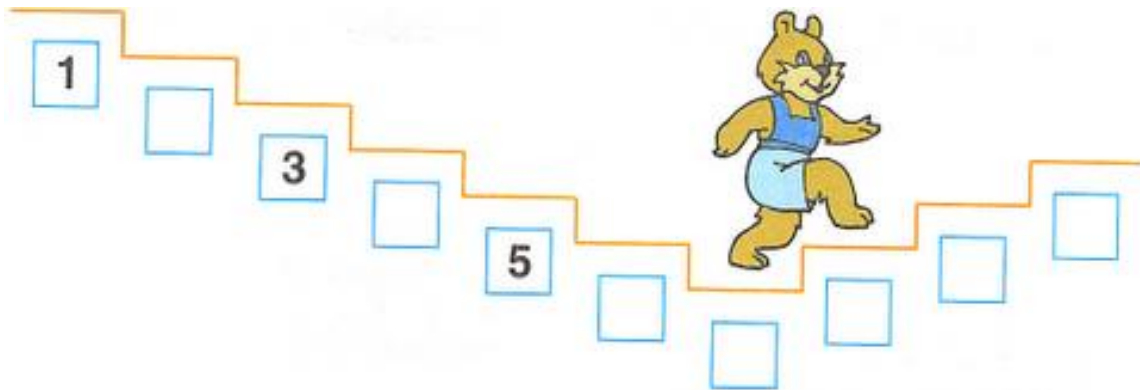
Problem 6 Help the Teddy Bear make the two pictures look the same.




Problem 6 Put the ribbons in order based on their lengths. Color in the shortest ribbon red, the longest in green, the fourth longest ribbon - orange and the fifth longest - blue.



Problem 7 Fill in the number for each stair that Teddy Bear missed.



Connect the boxes that have dots with each correct number.



Problem 8

Draw designs by tracing the dotted lines. Try to finish one on your own.

