


Math Enrichment 4-5

Homework 26

Problem 1 What needs to be put in the empty boxes? Draw lines.

	2			5			8		
1	2	3	4	5	6	7	8	9	10
	3			6			9		

Compare the pictures. What do you notice? What is to the left of the bear and what is to the right? What is to the left of the girl and what is to the right? Color the ball that is to the left of the bear in green, and the one to the right in red.




Problem 2

Tanya is crying because she does not know how to color the balls.
Help her to color all the parts of the balls so that all balls look the same.



Draw cherries so that on the left picture there is one less cherry than in the middle picture. There is one extra cherry on the right picture than in the middle.



Problem 3 Solve the problems. Add and record your answers.

$$\begin{array}{r} 1 \text{ } \img alt="1 teddy bear" data-bbox="225 238 258 275" \\ + 1 \text{ } \img alt="1 teddy bear" data-bbox="225 300 258 337" \\ \hline \end{array}$$

$$\begin{array}{r} 2 \text{ } \img alt="2 frogs" data-bbox="475 245 535 265" \\ + 3 \text{ } \img alt="3 frogs" data-bbox="475 305 570 330" \\ \hline \end{array}$$



$$\begin{array}{r} 6 \text{ } \img alt="6 balloons" data-bbox="205 425 295 500" \\ + 3 \text{ } \img alt="3 balloons" data-bbox="205 525 295 565" \\ \hline \end{array}$$

$$\begin{array}{r} 1 \text{ } \img alt="1 ant" data-bbox="475 460 515 485" \\ + 5 \text{ } \img alt="5 ants" data-bbox="475 505 605 560" \\ \hline \end{array}$$

$$\begin{array}{r} 7 \text{ } \img alt="7 drums" data-bbox="715 440 815 510" \\ + 2 \text{ } \img alt="2 drums" data-bbox="715 535 785 560" \\ \hline \end{array}$$

$$\begin{array}{r} 2 \text{ } \img alt="2 fish" data-bbox="205 700 285 735" \\ + 1 \text{ } \img alt="1 fish" data-bbox="205 765 245 800" \\ \hline \end{array}$$

$$\begin{array}{r} 2 \text{ } \img alt="2 candles" data-bbox="475 695 515 735" \\ + 4 \text{ } \img alt="4 candles" data-bbox="475 760 560 805" \\ \hline \end{array}$$

$$\begin{array}{r} 2 \text{ } \img alt="2 candies" data-bbox="715 700 805 735" \\ + 3 \text{ } \img alt="3 candies" data-bbox="715 765 825 800" \\ \hline \end{array}$$

Problem 4

There are **10** beads on each string. Using numbers, write how many beads are visible and how many are hidden.



Problem 6 Find a hive for each bee. Connect each bee with hive. Use the “Number Line” to help find the correct answer.

A horizontal number line is shown at the top, with arrows at both ends and tick marks labeled from 0 to 10. Below the number line is a green field with several colorful hives and bees. Each hive has a simple addition or subtraction problem written on it. Each bee is carrying a small white bucket with a number on it. The goal is to connect each bee to the correct hive based on the math problem.

Bee Bucket Number	Hive Problem
2	$4+4$
3	$2+2$
4	$9-4$
5	$7-5$
7	$5+5$
8	$6-3$
9	$6+1$
10	$10-1$

Problem 7


Divide apples equally amongst the two girls. You can draw lines. How many apples does each girl get? Record your answer.

An illustration shows two young girls standing on either side of a large apple tree. The tree is full of red apples. Each girl is holding a brown wicker basket. To the left of the girl in the light blue dress is an empty square box. To the right of the girl in the blue overalls is another empty square box. The background is a simple blue sky and green grass.

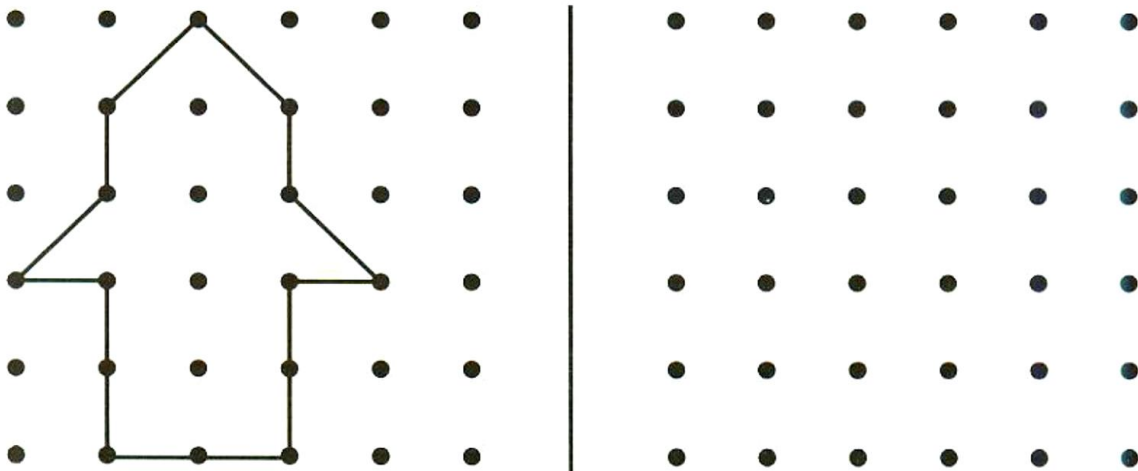
Problem 8

Find the connection between the pictures of the houses on the left side and on the right. Follow the pattern and continue drawing the arrows.

Color the houses with the matching numbers in the same color.




Problem 9 Copy the drawing.



Problem 10

Write on the petals the pairs of numbers that add up to 9 or 10.

**Problem 11**

Continue the pattern.

