

**MATH 6: HANDOUT 19**  
**GEOMETRY III**

1. POLYGONS

The total sum of the angles of a polygon is dependent on the number of sides. The sum of the exterior angles of a polygon is always 360 and does not depend on the number of sides of the polygon.

**Theorem 11.** *The sum of the measures of the interior angles of a polygon having  $n$  sides is  $180(n - 2)$ .*

**Theorem 12.** *The sum of the measures of the exterior angles of a polygon add up to 360.*

A polygon is regular if all its sides are congruent. All its angles will also be congruent, we also call these angles equi-angular. Once you know the sum of all its angles, can you calculate the angle of a regular polygon?

2. CONGRUENCE

In general, two figures are called congruent if they have the same shape and size. We use the symbol  $\cong$  for denoting congruent figures: to say that  $M_1$  is congruent to  $M_2$ , we write  $M_1 \cong M_2$ .

Precise definition of what “same shape and size” means depends on the figure:

- For line segments, it means that they have the same length:  $\overline{AB} \cong \overline{CD}$  is the same as  $AB = CD$ .
- For angles, it means that they have the same measure:  $\angle A \cong \angle B$  is the same as  $m\angle A = m\angle B$ .
- For triangles, it means that the corresponding sides are equal and corresponding angles are equal:  $\triangle ABC \cong \triangle A'B'C'$  is the same as  
 $AB = A'B'$ ,  $BC = B'C'$ ,  $AC = A'C'$ ,  $m\angle A = m\angle A'$ ,  $m\angle B = m\angle B'$ ,  $m\angle C = m\angle C'$ .

Note that for triangles, the notation  $\triangle ABC \cong \triangle A'B'C'$  not only tells that these two triangles are congruent, but also shows which vertex of the first triangle corresponds to which vertex of the second one. For example,  $\triangle ABC \cong \triangle PQR$  is not the same as  $\triangle ABC \cong \triangle QPR$ .

3. CONGRUENCE TESTS FOR TRIANGLES

By definition, to check that two triangles are congruent, we need to check that corresponding angles are equal and corresponding sides are equal; thus, we need to check 6 equalities. However, it turns out that in fact, we can do with fewer checks.

**Axiom 5** (Angle-Side-Angle Congruence Axiom). *If  $m\angle A = m\angle A'$ ,  $m\angle B = m\angle B'$  and  $AB = A'B'$ , then  $\triangle ABC \cong \triangle A'B'C'$ .*

This axiom is commonly referred to as ASA axiom.

One can also try other ways to define a triangle by three pieces of information, such as three sides (SSS), three angles (AAA), or two sides and an angle. For the two sides and an angle, there are two versions, one in which the two sides are adjacent to the given angle (SAS) and the other in which one of the given sides is opposite to the given angle (SSA). It turns out that SSS and SAS do indeed define a triangle:

**Axiom 6** (SSS Congruence Axiom). *If  $AB = A'B'$ ,  $BC = B'C'$  and  $AC = A'C'$  then  $\triangle ABC \cong \triangle A'B'C'$ .*

**Axiom 7** (SAS Congruence Axiom). *If  $AB = A'B'$ ,  $AC = A'C'$  and  $m\angle A = m\angle A'$ , then  $\triangle ABC \cong \triangle A'B'C'$ .*

These congruence rules can actually be derived by introducing additional concepts, so we do not really need to take them as axioms. However, I would rather not spend time on this (proof of SSS takes some time), so I decided to take them as axioms.

4. ISOSCELES TRIANGLES

A triangle is isosceles if two of its sides have equal length. The two sides of equal length are called legs; the point where the two legs meet is called the apex of the triangle; the other two angles are called the base angles of the triangle; and the third side is called the base.

While an isosceles triangle is defined to be one with two sides of equal length, the next theorem tells us that is equivalent to having two angles of equal measure.

**Theorem 13** (Base angles equal). *If  $\triangle ABC$  is isosceles, with base  $AC$ , then  $m\angle A = m\angle C$ .*

*Conversely, if  $\triangle ABC$  has  $m\angle A = m\angle C$ , then it is isosceles, with base  $AC$ .*

*Proof.* Assume that  $\triangle ABC$  is isosceles, with apex  $B$ . Then by SAS, we have  $\triangle ABC \cong \triangle CBA$ . Therefore,  $m\angle A = m\angle C$ .

The proof of the converse statement is left to you as a homework exercise. □

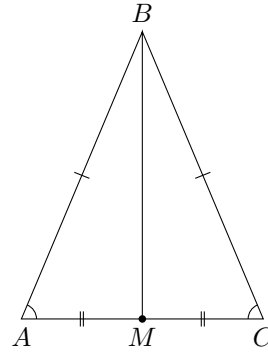
In any triangle, there are three special lines from each vertex. In  $\triangle ABC$ , the altitude from  $A$  is perpendicular to  $BC$  (it exists and is unique by Theorem 7); the median from  $A$  bisects  $BC$  (that is, it crosses  $BC$  at a point  $D$  which is the midpoint of  $BC$ ); and the angle bisector bisects  $\angle A$  (that is, if  $E$  is the point where the angle bisector meets  $BC$ , then  $m\angle BAE = m\angle EAC$ ).

For general triangle, all three lines are different. However, it turns out that in an isosceles triangle, they coincide.

**Theorem 14.** *If  $B$  is the apex of the isosceles triangle  $ABC$ , and  $BM$  is the median, then  $BM$  is also the altitude, and is also the angle bisector, from  $B$ .*

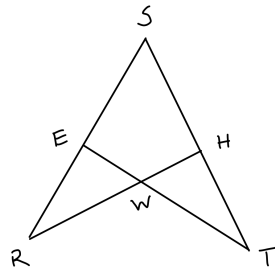
*Proof.* Consider triangles  $\triangle ABM$  and  $\triangle CBM$ . Then  $AB = CB$  (by definition of isosceles triangle),  $AM = CM$  (by definition of midpoint), and  $m\angle MAB = m\angle MCB$  (by Theorem 13). Thus, by SAS axiom,  $\triangle ABM \cong \triangle CBM$ . Therefore,  $m\angle ABM = m\angle CBM$ , so  $BM$  is the angle bisector.

Also,  $m\angle AMB = m\angle CMB$ . On the other hand,  $m\angle AMB + m\angle CMB = m\angle AMC = 180^\circ$ . Thus,  $m\angle AMB = m\angle CMB = 180^\circ / 2 = 90^\circ$ . □

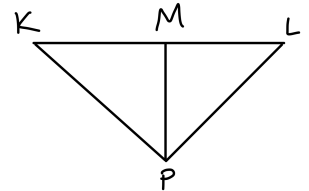


### HOMEWORK

- Given that  $\angle R \cong \angle T$  and  $\overline{SR} \cong \overline{ST}$ , prove that  $\triangle SRH \cong \triangle STE$ .



- Given that  $\overline{PM}$  is the altitude to  $\overline{KL}$  and  $\overline{PK} \cong \overline{PL}$ , prove that  $M$  is the midpoint of  $\overline{KL}$ .

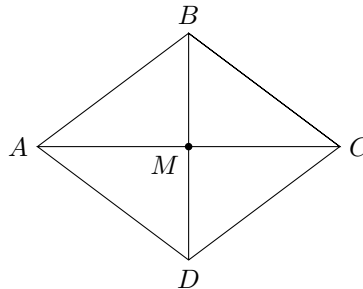


- Given that  $\overline{TE} \perp \overline{RS}$ , that  $\overline{RH} \perp \overline{ST}$ , and  $\overline{EW} \cong \overline{HW}$ , prove that  $\triangle EWR \cong \triangle HWT$

- Given that  $\overline{PM}$  is the median to  $\overline{KL}$  and  $\overline{KP} \cong \overline{LP}$ , prove that  $\overline{PM} \perp \overline{KL}$ .

- Prove Theorem 11 and Theorem 12.
- Let  $\triangle ABC$  be such that all sides have equal length. Prove that then  $m\angle A = m\angle B = m\angle C = 60^\circ$ . [Such a triangle is called equilateral.]
- Prove the second statement of Theorem 13 : if  $\triangle ABC$  has  $m\angle A = m\angle C$ , then it is isosceles, with base  $AC$ .
- Let  $ABCD$  be a quadrilateral such that  $AB = BC = CD = AD$  (such a quadrilateral is called rhombus). Let  $M$  be the intersection point of  $AC$  and  $BD$ .

- Show that  $\triangle ABC \cong \triangle ADC$
- Show that  $\triangle AMB \cong \triangle AMD$
- Show that the diagonals are perpendicular and that the point  $M$  is the midpoint of each of the diagonals.



- The following method explains how one can find the midpoint of a segment  $AB$  using a ruler and compass:
  - Choose radius  $r$  (it should be large enough) and draw circles of radius  $r$  with centers at  $A$  and  $B$ .
  - Denote the intersection points of these circles by  $P$  and  $Q$ . Draw a line  $\overleftrightarrow{PQ}$ .
  - Let  $M$  be the intersection point of  $\overleftrightarrow{PQ}$  and  $\overleftrightarrow{AB}$ . Then  $M$  is the midpoint of  $AB$ .

Can you justify this method, i.e., prove that so constructed point will indeed be the midpoint of  $AB$ ? You can use the defining property of the circle: for a circle of radius  $r$ , the distance from any point on this circle to the center is exactly  $r$ . [Hint: use the previous problem]