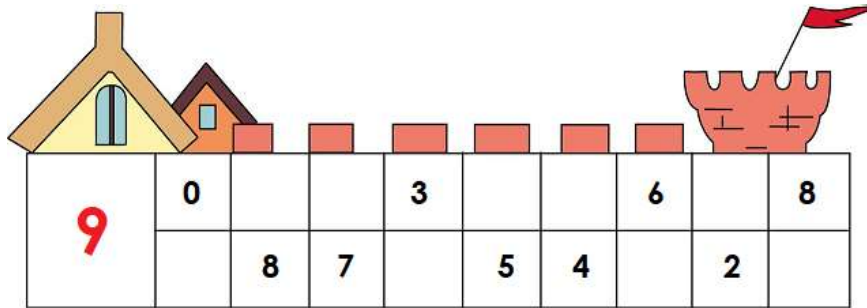
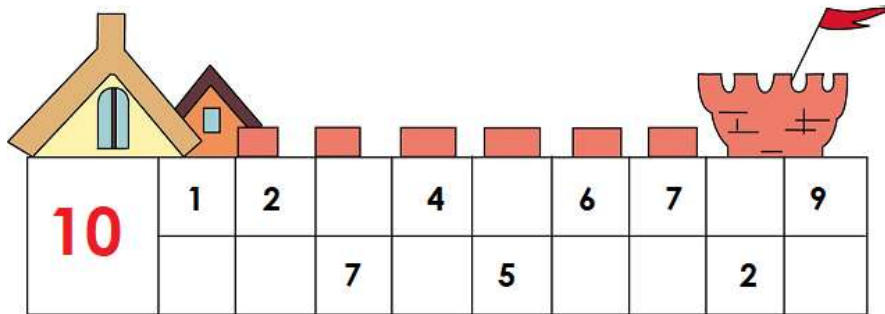


Lesson 5. Homework

- 1 Show all the different ways you can compose the following numbers:
Write the pairs of numbers that sum up to 9.



Write the pairs of numbers that sum up to 10.



- 2 Compute.

$$2 + \square = 10$$

$$13 - \square = 9$$

$$6 + 5 - \square = 9$$

$$\square - 5 = 10$$

$$10 + \square = 18$$


$$3 + 6 + \square = 12$$

$$3 + \square = 9$$

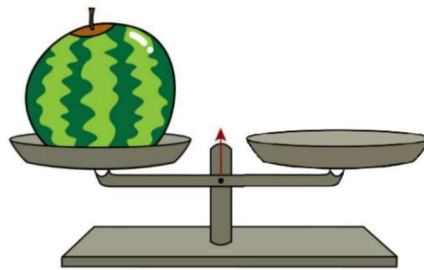
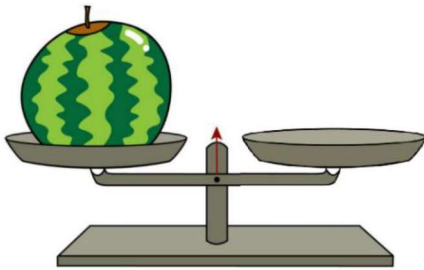


$$\square + 7 = 7$$

$$10 - \square + \square = 7$$

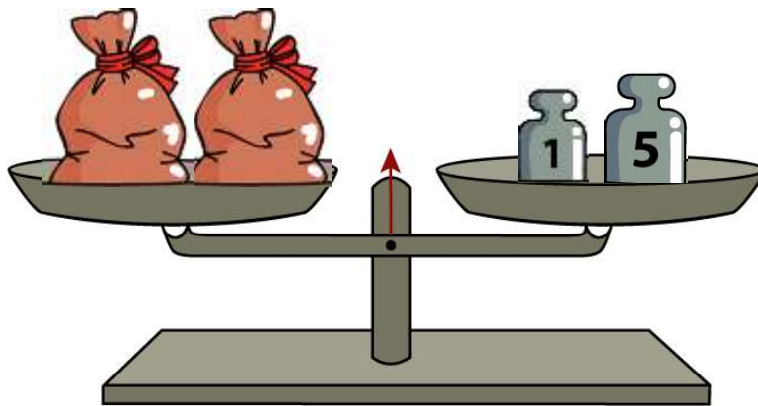
- 3 Draw a segment that is 5 inches long. Then draw another segment below the first one that is 3 inches shorter.



- 4 You have a set of weights: 1, 2, 3, 4 and 5 pounds. You know that a watermelon weighs 7 pounds. Can you balance a scale?



- 5 There are two identical bags on one side of the weight scale. There are two weights on the other side of the scale – one is 5 pounds and the other is 1 pound. The scale is in balance. What is the weight of one bag? Use the picture to help you answer the question.



6 Solve the problem.

There were 7 planes in the airport. At first 2 planes took off. Then 3 more planes took off. How many planes took off in all? How many planes were left in the airport?

There were 8 cookies in a box. Katherine ate 4 cookies. How many cookies were left in the box?

The weight of a watermelon is 6 pounds. The melon weighs 2 pounds less than the watermelon. What is the weight of a melon?

Dad, Mom and Aaron went apple picking. Dad gathered 10 pounds of apples, Aaron gathered 8 pounds less than dad and Mom picked 4 pounds of apples more than Aaron.

Who gathered less apples? How many pounds of apples did all of them gather together?

7 Match the balloons with the solutions on the number line:

6 - 4 - 2

2 + 7 - 6

6 + 2 - 3

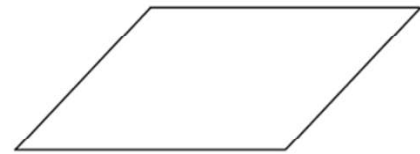
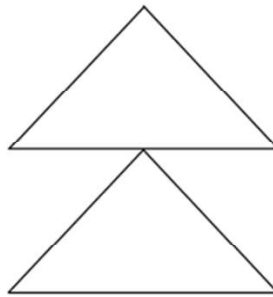

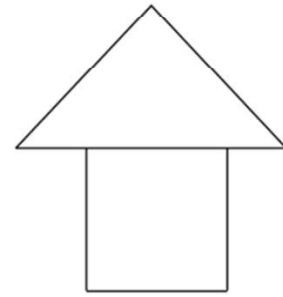
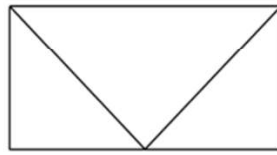

9 - 8 + 6

5 - 3 + 2

8 - 4 + 5



8 Arrange the shapes using the parts of the square. Color them. Use cutouts at the end of the book if needed.







9 Encode the shapes with the corresponding arrows.

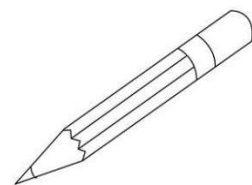
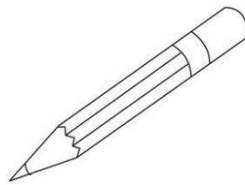
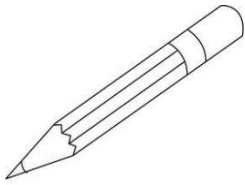
Decode the arrows into shapes.

Make your own code.

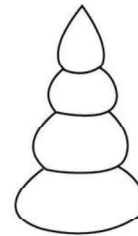


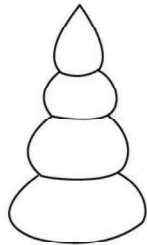
10 Help color the flowers and make them look exactly like the first flower. Make sure that the sequence of the colors stays the same.



11 Pick 3 colors and color these pencils:



Using the colors above, color the toys in different patterns. Make sure that the adjacent parts of the toys have different colors.



How many toys were you able to color?

12 The Nora the Fish is trying to reach her home. She can do it by swimming among the shells: round shells have to be on her right and cone shells on her left. Draw her path in the picture below.

