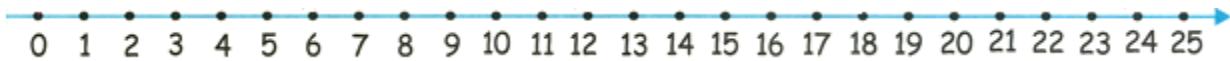


Homework 28.

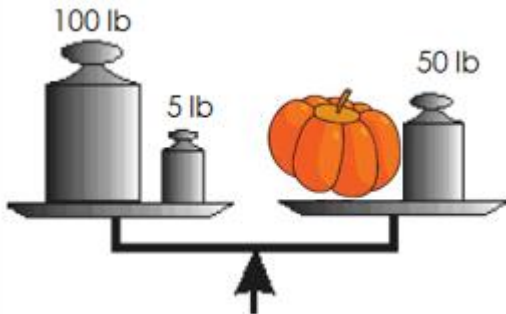
1 Calculate.

$\begin{array}{r} +1 \\ 59 \\ + 7 \\ \hline \end{array}$	$\begin{array}{r} 55 \\ + 9 \\ \hline \end{array}$	$\begin{array}{r} 57 \\ + 35 \\ \hline \end{array}$	$\begin{array}{r} 45 \\ + 26 \\ \hline \end{array}$	$\begin{array}{r} 74 \\ + 26 \\ \hline \end{array}$	$\begin{array}{r} 66 \\ + 26 \\ \hline \end{array}$	$\begin{array}{r} 48 \\ + 38 \\ \hline \end{array}$
--	--	---	---	---	---	---

$\begin{array}{r} -1 \\ 54 \\ - 6 \\ \hline \end{array}$	$\begin{array}{r} 62 \\ - 8 \\ \hline \end{array}$	$\begin{array}{r} 39 \\ - 17 \\ \hline \end{array}$	$\begin{array}{r} 46 \\ - 29 \\ \hline \end{array}$	$\begin{array}{r} 68 \\ - 47 \\ \hline \end{array}$	$\begin{array}{r} 22 \\ - 5 \\ \hline \end{array}$	$\begin{array}{r} 72 \\ - 19 \\ \hline \end{array}$
--	--	---	---	---	--	---



2 The scale is in balance. How much does this pumpkin weight?



3 Calculate.

$66 + 9 =$	$24 + 7 =$	$87 - 8 =$	$71 - 19 =$	$34 + 40 =$
$58 + 17 =$	$57 + 22 =$	$64 - 6 =$	$43 - 15 =$	$66 - 7 =$
$57 + 18 =$	$54 + 9 =$	$25 - 8 =$	$84 - 9 =$	$37 + 7 =$

4

Find a pattern between the first and second row in each table. Then fill in the rest of the table.

11	23	15		19
2	14	6	12	

2	5		10	12
7	10	13	15	

5

We have 3 rings that look the same, however, one ring is lighter than the other two. How will we know which ring is lighter than the other two by weighing them only once on the balance scale?





A boy wrote the number 86 on a piece of paper. Then he made this number bigger by 12 with a "magic trick" without even counting. How did he do it? Hint: Write 86 on a piece of paper and try it yourself.

There are 8 oaks, 3 birch, and 4 maple trees growing by a school. 9 of them were planted this year. How many trees were there last year?

6

Solve for X.

$$X + 7 = 86$$

$$8 + X = 95$$

$$78 - X = 63$$

$$38 - X = 7$$

$$X =$$

$$X =$$

$$X =$$

$$X =$$

$$X =$$

$$X =$$

$$X =$$

$$X =$$

Check:

Check:

Check:

Check:

7

“Jumping” (the multiplication) table. Complete the table.

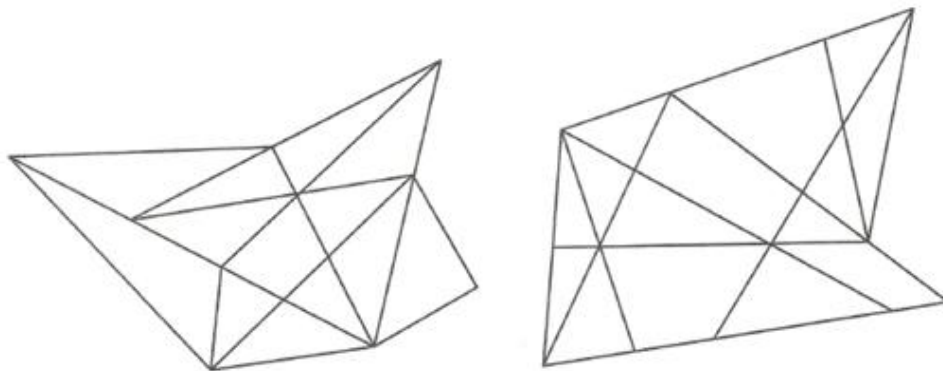


	1 jump	2	3	4	5	6	7	8	9	10
1	1	2	3	4	5	6	7	8	9	10
2	2	4				12	14			20
3	3		9	12	15			24	27	30
4	4	8			20	24	28	32		40
5	5		15	20			35		45	50
6	6	12	18		30	36	42	48	54	60
7	7			28	35	42		56		70
8	8	16	24	32			56	64	72	80
9	9		27		45	54	63			90
10	10	20	30	40	50			80	90	100

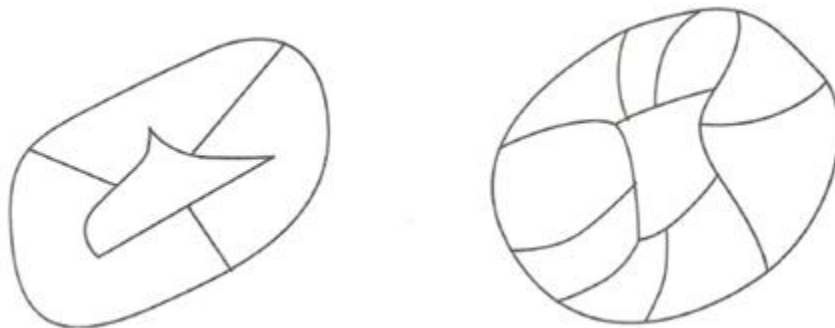
8

The neighboring regions have a common section of the border and should be colored in differently on the map. Not neighboring regions can be colored the same.


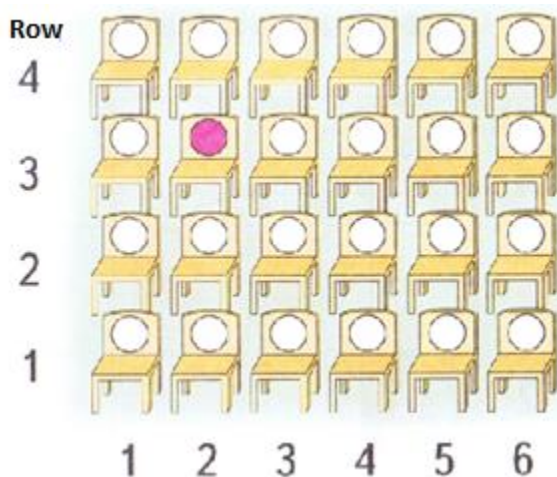
Try to color the maps below using only two colors, so the neighboring regions will always be colored in differently.



Try to color the maps below using only 4 colors: Red, Green, Blue, and Yellow, so the neighboring regions will always be colored in differently.



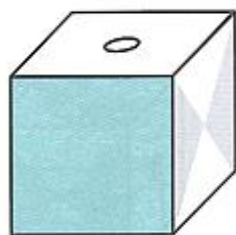
9 Find and **color only the 7 seats** in the theatre according to the tickets below. Do the same on the second picture, where the theatre is turned around.



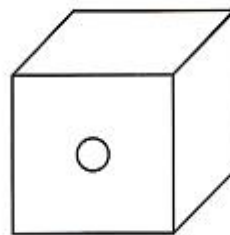
Example:



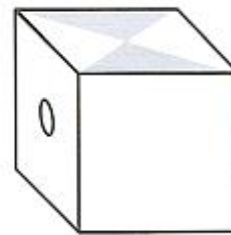
10 Finish drawings 2 and 3 assuming that it is the same cube. If you have problem turning it in your head, cut out templates from this page, glue the cubes and try again.



①



②



③

28.10.

