




Math Enrichment 4-5

Homework 23

Problem 1 Which mugs out of the two can hold more water? Based on what picture can this question not be answered? Where it's possible, color the mugs that have the larger volume. (Make an experiment with two different size mugs: take one mug and fill it with water. Pour water from the first to the second mug.)



Color the bucket in the hands of a person who will need to walk less to get the water from the pipe to fill the barrels. (Give your child a small pot and two mugs—one big one small. Offer your child to first fill the pot with water with the help of the larger mug, and then - with the help of the smaller mug. Compare how many big and small mugs fit into the pot.)



Problem 2 In this problem, we will divide our cups based on different features– (size, color, shape) into two parts(shelves), on one shelf there will be cups of the same size (or color, or shape).

Look at 9 cups.



● How many cups of the same size can you place on:

the top shelf

the bottom shelf

● How many cups of the same color can you place on:

the top shelf

the bottom shelf

● How many cups of the same shape can you place on:

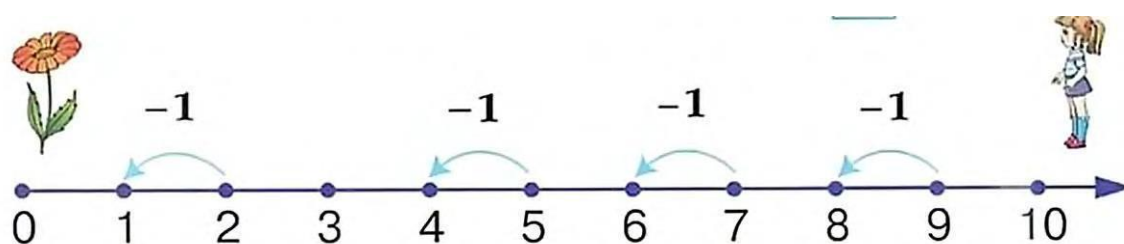
the top shelf

the bottom shelf

Problem 3 Each string has 9 beads. Write the numbers of how many beads are visible and how many are hidden.

Problem 4

Subtraction -



Remember! In order to subtract 1 from any number, you need to take one step to the left on the number line. Subtracting 1, gives you the previous number.

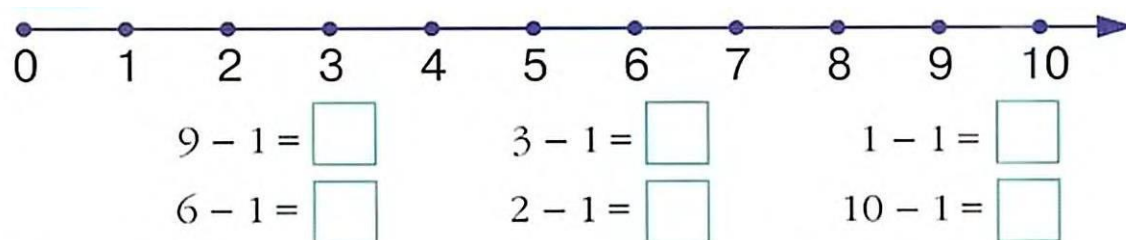
$$2 - 1 = 1$$

$$5 - 1 = 4$$

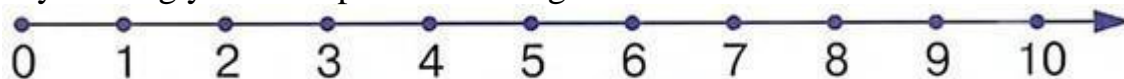
$$7 - 1 = 6$$

$$9 - 1 = 8$$

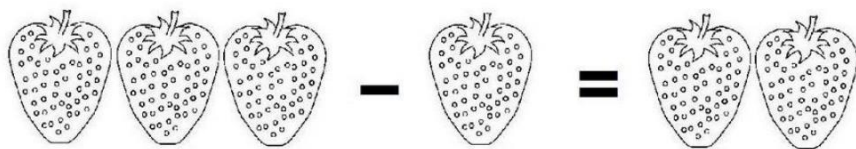
Using the number line, solve the problems.



Try making your own problems using the number line.




Problem 5 Solve the number “story” problem.



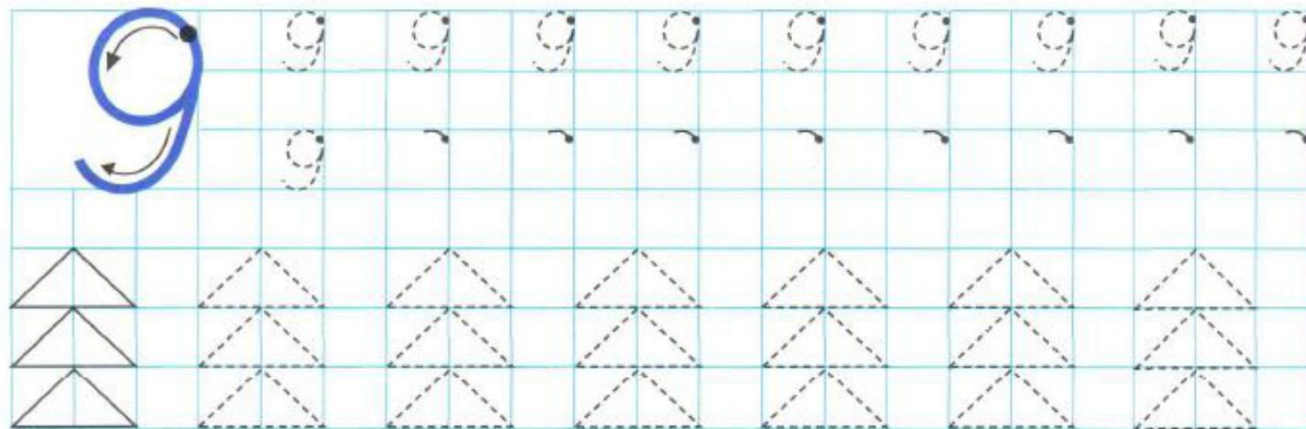
Нарисуй ещё несколько грибов, но так, чтобы их было меньше, чем цветов. Запиши в клеточки количество цветов и получившееся количество грибов.

Problem 6 In the next box, draw the same exact picture using the dots.



Потренируйся писать цифры. Продолжи узор. Раскрась ёлочки.

Problem 7 Practice writing numbers. Continue the pattern. Color the trees.



Problem 8. Trace and color the picture.

